



District Report Card: 2017


| | |
|----------------------|--------------------------|
| State: Punjab | District: Fazilka |
| Class: 5 | Subject: Language |
| Schools: 61 | Students: 1348 |


Participation/Coverage


Students

| | | | | |
|--|--------|-------|--------|-------|
| <div>GENDER</div> <div></div> | Boys | | Girls | |
| | Number | % | Number | % |
| | 708 | 52.52 | 640 | 47.48 |

| | | | | |
|---|--------|-------|--------|------|
| <div>AREA</div> <div></div> | Rural | | Urban | |
| | Number | % | Number | % |
| | 1252 | 92.88 | 96 | 7.12 |

| | | | | | | | | |
|--|--------|-------|--------|------|--------|-------|--------|------|
| <div>CATEGORY</div> <div></div> | SC | | ST | | OBC | | GEN | |
| | Number | % | Number | % | Number | % | Number | % |
| | 971 | 72.03 | 1 | 0.07 | 334 | 24.78 | 42 | 3.12 |

| | | | | | | |
|--|----|----|----|------|----|-----|
| <div>CWSN</div> <div></div> | LD | VI | HI | S&LD | ID | Oth |
| | 3 | 3 | 0 | 1 | 6 | 4 |

| | | | | |
|--|------------|-------|------------------|------|
| <div>Management</div> <div></div> | Government | | Government-aided | |
| | Number | % | Number | % |
| | 1322 | 98.07 | 26 | 1.93 |

Average Performance of Students in Language (%)

| Overall | Gender | | Area | | Management | | Social Group | | | |
|---------|--------|--------|-------|-------|------------|-------|--------------|-------|-------|-------|
| | Male | Female | Rural | Urban | Govt. | Aided | SC | ST | OBC | GEN |
| 55.58 | 54.20 | 57.11 | 55.33 | 58.89 | 55.89 | 40.26 | 56.02 | 93.33 | 53.75 | 59.05 |

Performance on Learning Outcomes (LOs)

| Learning Outcomes | Description | Average Performance(%) |
|-------------------|--|------------------------|
| L504 | Reads and comprehends independently storybooks, news items/ headlines, advertisements etc. | 44.91 |
| L508 | Reads text with comprehension, locates details and sequence of events | 60.92 |

| Range of Performance of Students who Answered Correctly | | | | | | | |
|---|-------|-----------|-------|-----------|-------|-----------|-------|
| Below 30% | | 30% - 50% | | 50% - 75% | | Above 75% | |
| Number | % | Number | % | Number | % | Number | % |
| 224 | 16.62 | 338 | 25.07 | 485 | 35.98 | 301 | 22.33 |

Lowest Performing Learning Outcomes (LOs)

- 1 - Reads and comprehends independently storybooks, news items/ headlines, advertisements etc. (44.91)
- 2 - Reads text with comprehension, locates details and sequence of events (60.92)